



Fantastic Phonics

Book 7 - Pip the Pup

PHONEMIC AWARENESS (Identifying sounds in language)

- focus on short vowel sound / i /

Say to your child	Together
<p>The FIRST sound in PIP is / p /</p> <p>Listen, / p / (puh), short and sharp</p>	<ul style="list-style-type: none"> • The first sound of PIP is ... • (say together) / p / “puh” • Now the child repeats for you to hear/check.
<p>The MIDDLE sound in PIP is / i /</p> <p>Listen, / i / (short vowel ‘ i ’)</p>	<ul style="list-style-type: none"> • The middle sound of PIP is ... • (say together) / i / “ i ” short vowel • Now the child repeats for you to hear/check.
<p>The END sound in PIP is / p / (puh)</p> <p>Listen, / p /</p>	<ul style="list-style-type: none"> • The end sound of PIP is ... • (say together) / p / “puh” • Now the child repeats for you to hear/check.
<p>Let’s blend the sounds together.</p> <p>/ p / + / i / + / p / makes “p-i-p”</p>	<ul style="list-style-type: none"> • Now let’s blend the sounds together. • / p / + / i / + / p / makes “p-i-p” • And the word is PIP
<p>Repeat for additional words - Pip, rip, zip, sip, tip, dip, lip, nip + pup, big, has his, of</p>	

Sight Words
<p>The</p> <p>Reinforce that this word is not for decoding but is a word to be remembered as a ‘whole word’, by sight.</p> <p>and, is, on, at, of</p> <p>Reinforce that these words CAN be decoded</p>

PHONOLOGICAL AWARENESS (linking Sounds with Letters)

Make sure you distinguish between the **Name of the Letter** and the **Sound it Makes**

Linking letters and sounds	Together
Hold up the lowercase letter “ p “ Say “this letter is called “p” (‘pee’) and the sound it makes is / p / (“puh” – short & sharp)	Together ... The letter is called “pee” and the sound is / p / (puh) As in PIP
With your letter cards, work through the additional words Pip, rip, zip, sip, tip, dip, lip, nip + pup, big, has his, of	

Identifying sounds in Words
Form the word pip using lowercase cards. Point to each letter and make the phonic sounds; /p/ - /i/ - /p/ Remove the letter ‘p’ and ask, “what sound have I removed” Child should respond / p / (sound) Ask, “what sounds are left – point to the letters and make the sounds” Child should point and respond, /i/ + /p/ Ask, “what sounds does /i/ + /p/ make together” Child should point and respond /i/p/ Then put the letter back into position and ask, “what does the letters make now” Child should point to each letter, say each sound, and finish with PIP Repeat by removing the MIDDLE and END letters
With your letter cards, work through the additional words Pip, rip, zip, sip, tip, dip, lip, nip + pup, big, has his, of

Re-Arrange Letters

Choose the letters **r, i, p** from your letter cards and arrange them so they DON'T form a word

Say the word **RIP**, and sound it out /r/i/p/

Ask your child to arrange the letters to create the word

Continue for words Pip, dip, zip, nip, lip, pup, the, they, has, his

Rhyme	Rhyme Detection
1	<p>Read the following words and ask the child to tell you the words that DO rhyme with PIP (e,g, the 'ip' sound)</p> <p>Pip, rip, zip, sip, tip, dip, lip, nip + pup, big, has his, of</p>
2	<p>Read the list again and ask the child which words DO NOT rhyme with PIP</p>
3	<p>Say the word "PIP" and ask the child to suggest two words that rhyme</p>
4	<p>Select the letters p, r, z, s, t, d, l, n, b, i, g from your cards</p> <p>Ask the child to use the letter cards to form the words ...</p> <p>Pip, rip, zip, sip, tip, dip, lip, nip, pup, big</p>



Fantastic Phonics

www.teachtheworldtoread.com

Book 7 Worksheets

Pip the Pup – sound is short vowel / i /

Read the Phonemic awareness guide so you can explain.

Sound each letter separately	Then blend, stressing the vowel. Watch the teacher video!!!	Then say as a blended whole word
P i p	P-i-p	Pip
p u p	p-u-p	pup
s i p	s-i-p	sip
d i p	d-i-p	dip
r i p	r-i-p	rip
z i p	z-i-p	zip

Sight words

The and is on at of



Fantastic Phonics

www.teachtheworldtoread.com

Parent says the words (**Pip, pup, dip, sip, rip, lip**) and sounds each one out and asks the child to fill in the missing letter.

P _ p

pu _

_ ip

s _ p

ri _

_ ip

Ask your child to re-arrange the letters to form a word - help them by "saying and sounding" each word (**Pip, pup, rip, zip**)

Ppi

ilp

upp

izp

Read the sentence, and ask your child to write the words in correct order below (**Pip has his lip in the zip.**)

the has Pip his in zip. lip



Fantastic Phonics

www.teachtheworldtoread.com

EXTRA WORDS

POINT to each letter and "SOUND" them separately	Then blend, stressing the vowel.	Then say as a blended whole word
h i p	h-i-p	hip
p i g	p-i-g	pig
d i g	d-i-g	dig
w i g	w-i-g	wig
r i p s	r-i-p-s	rips
n i p s	n-i-p-s	nips
t i p s	t-i-p-s	tips
s i p s	s-i-p-s	sips



Fantastic Phonics

www.teachtheworldtoread.com

Create a sentence

Ask your child to create and write a freeform sentence using the words below.

- It can be long or short, and does not have to use all the words.
- It does not have to be a sentence from the story.
- It can use the same word twice
- **You may have to do the handwriting exercises first.**

(Examples: 'Pip has a big sip.' - "A big rip and a big sip.")

See how many sentences your child can create

Pip, rip, zip, sip, dip, lip, big, has, is, had, on, the, a

Sentence 1

Sentence 2

What word does not rhyme

Ask your child to read out and identify the word that doesn't rhyme

pip, rip, sip, lip, lit

zip, dip, sip, set, tip

lip, big, rip, zip, dip



Fantastic Phonics

www.teachtheworldtoread.com

Complete the sentences

Ask your child to choose a word (below) to complete the sentences.
If your child cannot remember the sentences, they can re-read the story.

(The words below are in the correct order)

pup sip dip tip nip has big his

Pip is a ____.

Pip has a ____.

Pip has a ____.

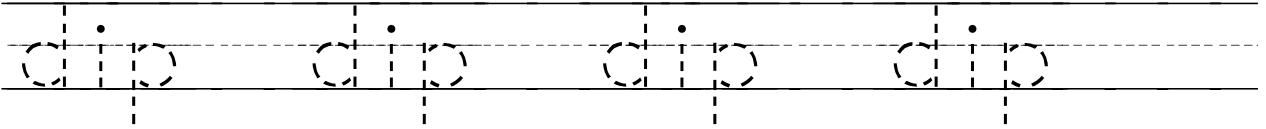
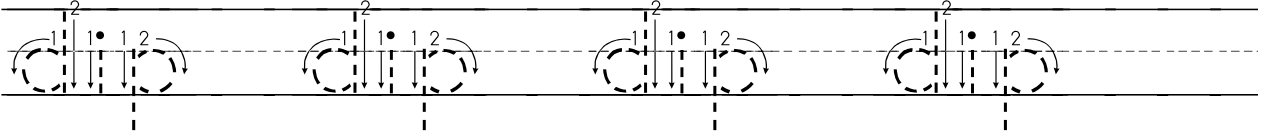
Pip has a ____.

Pip has a ____.

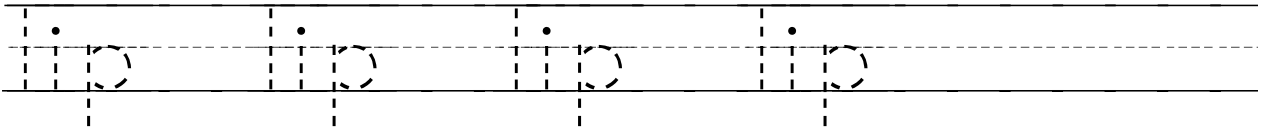
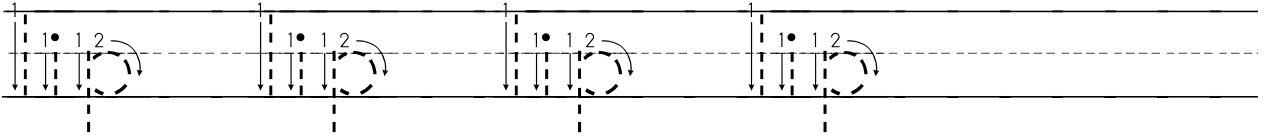
Pip ____ a ____ rip of a zip.

Pip has ____ lip in the zip.

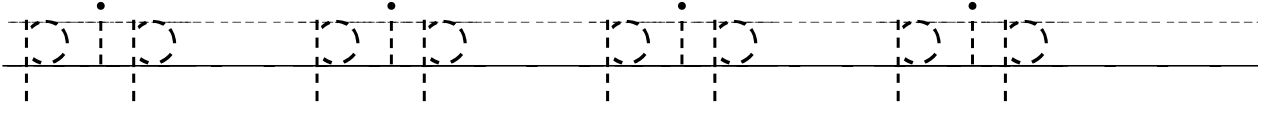
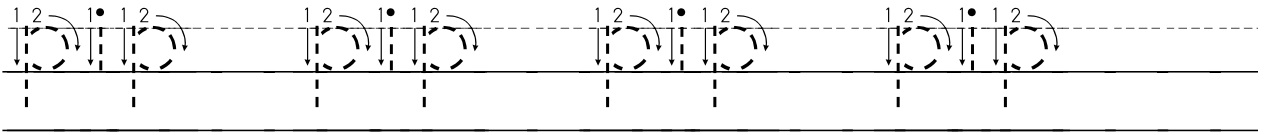
dip dip dip dip



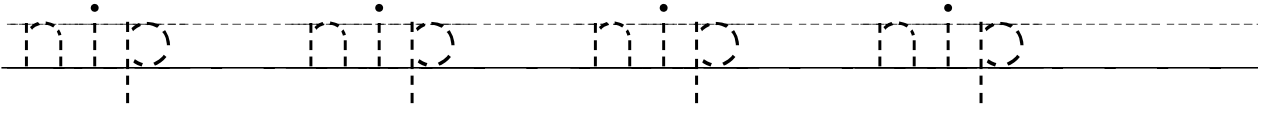
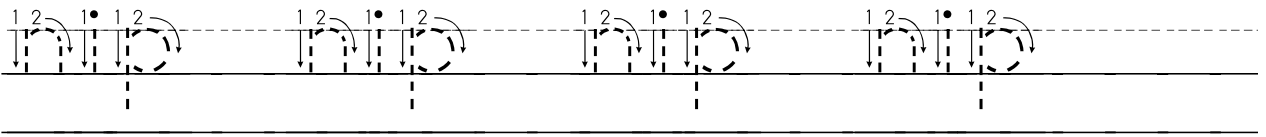
lip lip lip lip



pip pip pip pip



nip nip nip nip



Pip is a pup.

Pip is a pup.

Pip is a pup.

Pip has a sip.

Pip has a sip.

Pip has a sip.

Pip has a dip.

Pip has a dip.

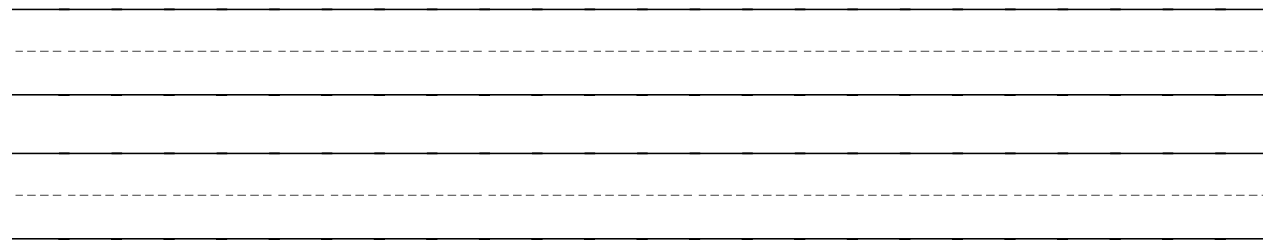
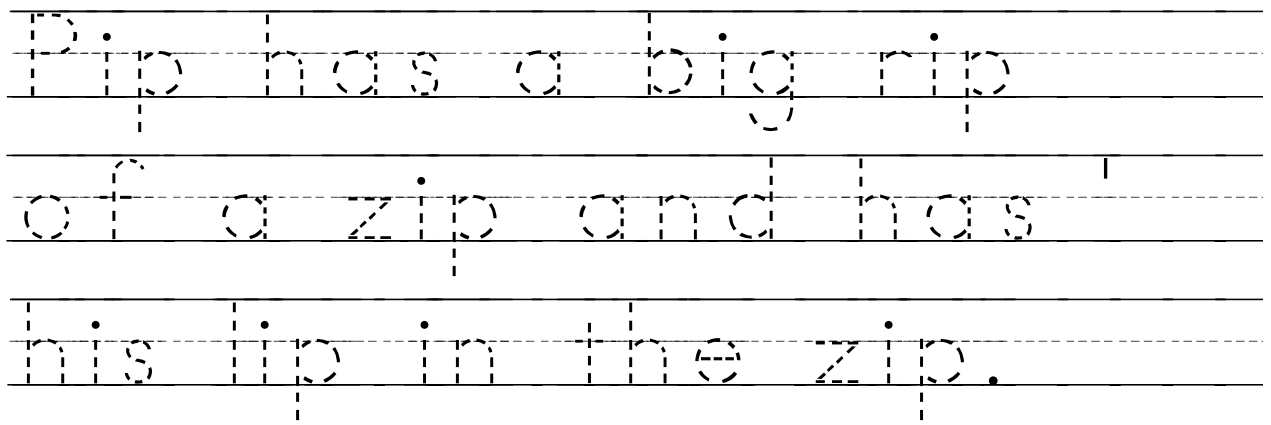
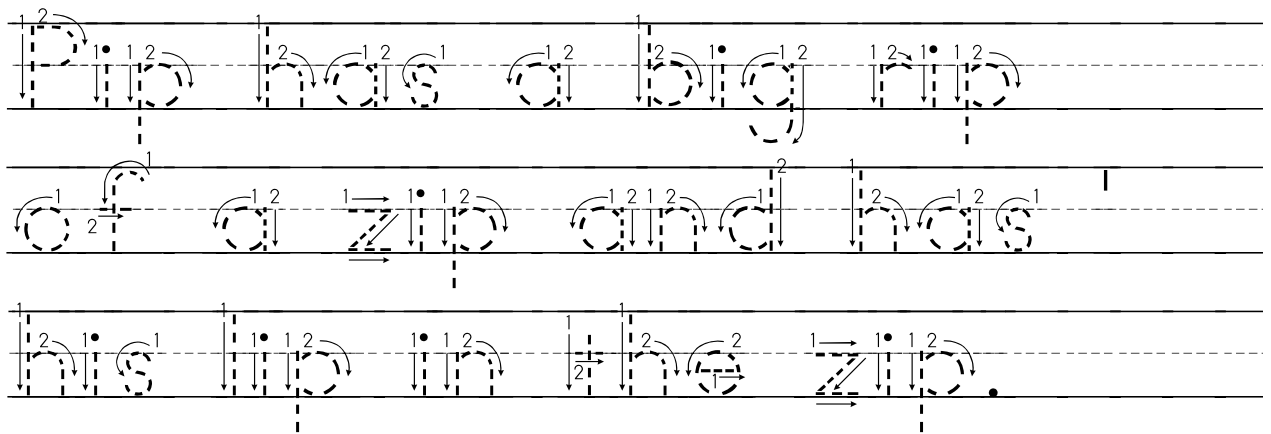
Pip has a dip.

Pip has a tip.

Pip has a tip.

Pip has a tip.

Pip has a big rip
of a zip and has
his lip in the zip.





Fantastic Phonics

Puzzles

Copyright 2014 www.FantasticPhonics.com

Book 07 Puzzle – style 1



Words used

AND

DIP

HIP

LIP

NIP

PIP

POP

PUP

RIP

SIP

TIP

ZIP

Book 07 Puzzle – style 2



Words used

AND

DIP

HIP

LIP

NIP

PIP

POP

PUP

RIP

SIP

TIP

ZIP




Fantastic Phonics

Puzzles

Copyright 2014 www.FantasticPhonics.com

Book 07 Puzzle – Style 1 Solution



Words used

AND

DIP

HIP

LIP

NIP

PIP

POP

PUP

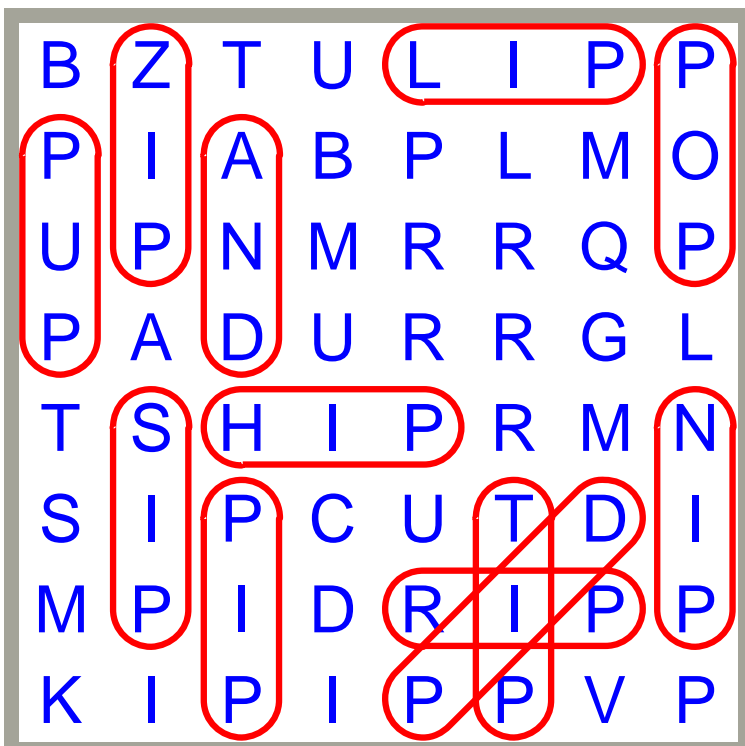
RIP

SIP

TIP

ZIP

Book 07 Puzzle – Style 2 Solution



Words used

AND

DIP

HIP

LIP

NIP

PIP

POP

PUP

RIP

SIP

TIP

ZIP



Fantastic Phonics

Puzzles

Copyright 2014 www.FantasticPhonics.com